


Autolance Patent Button Activated Safety Lancets



SIMPLE and **SAFETY** of use is what **Autolance** safety lancets are all about. The complete **Autolance** range comprises 4 versions, with a variety of needles, blade gauge and penetration depths to meet all your capillary blood sampling requirements.




Neonatal Blade for heel sample

⚠ HOW TO USE **Autolance**

Please read instructions carefully before use.
Do not use if protective cap has been previously removed!


Button locked after been used



New Design - Great Feature Of Single Use Only



1 Push the lancet cap into the body of **Autolance** until it clicks.



2 Carefully twist off the protective cap until it is separated from the device.



3 Push the **Autolance** firmly onto the chosen site, then press trigger.



4 Dispose of the **Autolance** in a suitable sharps container.

Reorder#	Type	Color	Depth	Package
ZWI-012618	26G Needle	Yellow	1.8mm	100/box 2000/case
ZWI-012318	23G Needle	Violet	1.8mm	
ZWI-012324	23G Needle	Blue	2.4mm	
ZWI-012118	21G Needle	Pink	1.8mm	
ZWI-012124	21G Needle	Orange	2.4mm	
ZWI-011818	18G Blade Neonatal	Green	1.8mm	